

Initial teacher education

Program and commencement data

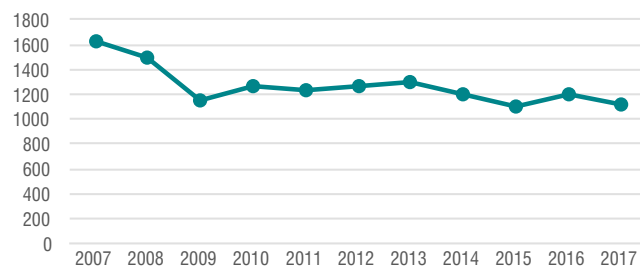
Student demographics

2017 commencing students

		Number	%
Total commencing students		1,118	100%
Student type	Domestic	1110	99%
	International	8	1%
Gender	Male	423	38%
	Female	695	62%
Age	<20	571	51%
	20-24	334	30%
	25-29	103	9%
	30-39	71	6%
	40+	39	3%
State/territory of permanent home address*	NSW	1,105	99%
	VIC	0	0%
	QLD	< 5	np
	WA	0	0%
	SA	< 5	np
	TAS	0	0%
	NT	< 5	np
	ACT	0	0%
	International	9	1%
	Equity status (domestic onshore students only)	NESB	< 5
Indigenous		54	5%
Disability		65	6%
Low SES*		312	28%
Medium SES*		688	62%
High SES*		104	9%
Metro*		848	76%
Regional*		259	23%
Remote*		< 5	np

Time series

Number of commencements



*Students with unknown addresses were excluded from the results.

The data in the tables have been derived from information reported by Higher Education Providers under the Higher Education Support Act 2003 to the Department of Education. Please refer to Attachment 2 for information about how to interpret the data.

Student entry and study characteristics

2017 commencing students

		Number	%
Total commencing students		1,118	100%
Basis of admission	Secondary education	442	40%
	Higher education course	369	33%
	VET/TAFE	99	9%
	Mature entry	167	15%
	Professional qualification	0	0%
	Other basis	41	4%
ATAR (school leavers)	30-50	< 5	np
	51-55	30	7%
	56-60	42	10%
	61-65	53	12%
	66-70	49	11%
	71-75	41	9%
	76-80	33	8%
	81-85	22	5%
	86-90	18	4%
	91-95	< 5	np
	96-100	0	0%
	Students without ATAR	147	33%
Detailed field of teacher education	Not specified	0	0%
	Early Childhood	0	0%
	Primary	625	56%
	Secondary	493	44%
	Other	0	0%
Mode of attendance	Internal	1,043	93%
	External	< 5	np
	Multi-modal	np	np
Type of attendance	Full-time	997	89%
	Part-time	121	11%
Course level	Postgraduate	99	9%
	Undergraduate	1,019	91%

2017 program information

		Number	%
ITE programs (Figures include all accredited ITE programs with enrolled students, including lapsing programs not offered to commencing students)	Postgraduate	2	11%
	Undergraduate	16	89%
	Total	18	100%

Initial teacher education

Completion data

Demographic and study characteristics

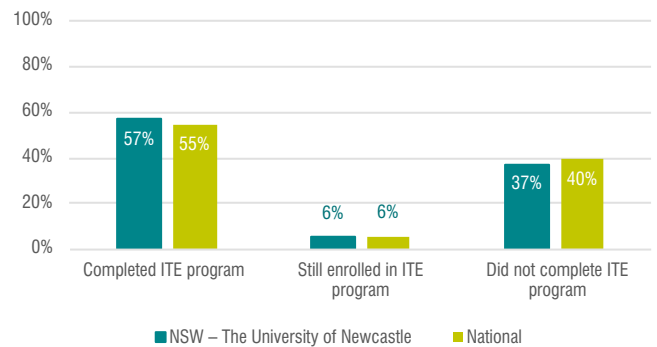
2017 completing students

		Number	%
Total completing students		612	100%
Gender	Male	156	25%
	Female	456	75%
Age	<20	< 5	np
	20-24	401	66%
	25-29	118	19%
	30-39	62	10%
	40+	np	np
State/territory of permanent home address*	NSW	605	99%
	VIC	< 5	np
	QLD	< 5	np
	WA	0	0%
	SA	0	0%
	TAS	0	0%
	NT	0	0%
	ACT	< 5	np
	International	< 5	np
Equity status (domestic onshore students only)	NESB	0	0%
	Indigenous	34	6%
	Disability	40	7%
	Low SES*	167	27%
	Medium SES*	378	62%
	High SES*	58	10%
	Metro*	488	80%
	Regional*	116	19%
	Remote*	< 5	np
Detailed field of teacher education	Not specified	0	0%
	Early Childhood	11	2%
	Primary	354	58%
	Secondary	247	40%
	Other	0	0%
Course level	Postgraduate	58	9%
	Undergraduate	554	91%

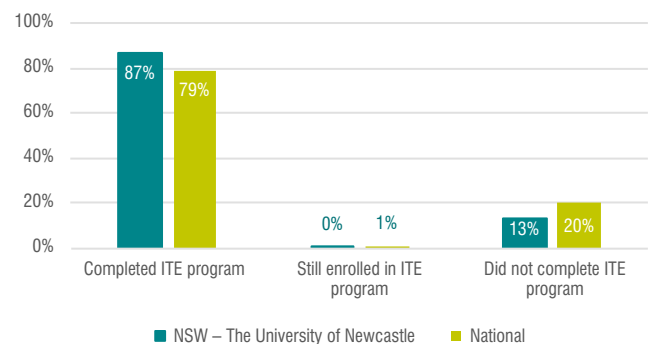
Average cohort completion rates after six years

2007-2012, 2008-2013, 2009-2014, 2010-2015, 2011-2016, 2012-2017

Undergraduate

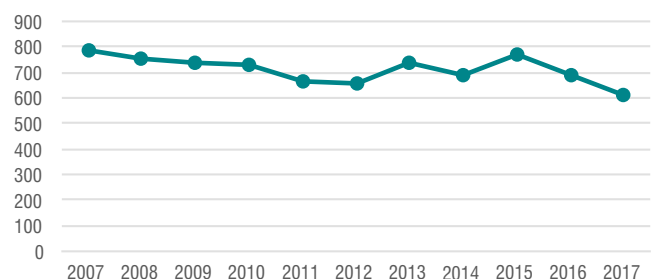


Postgraduate



Time series

Number of completions



*Students with unknown addresses were excluded from the results.

The data in the tables have been derived from information reported by Higher Education Providers under the Higher Education Support Act 2003 to the Department of Education. Please refer to Attachment 2 for information about how to interpret the data.

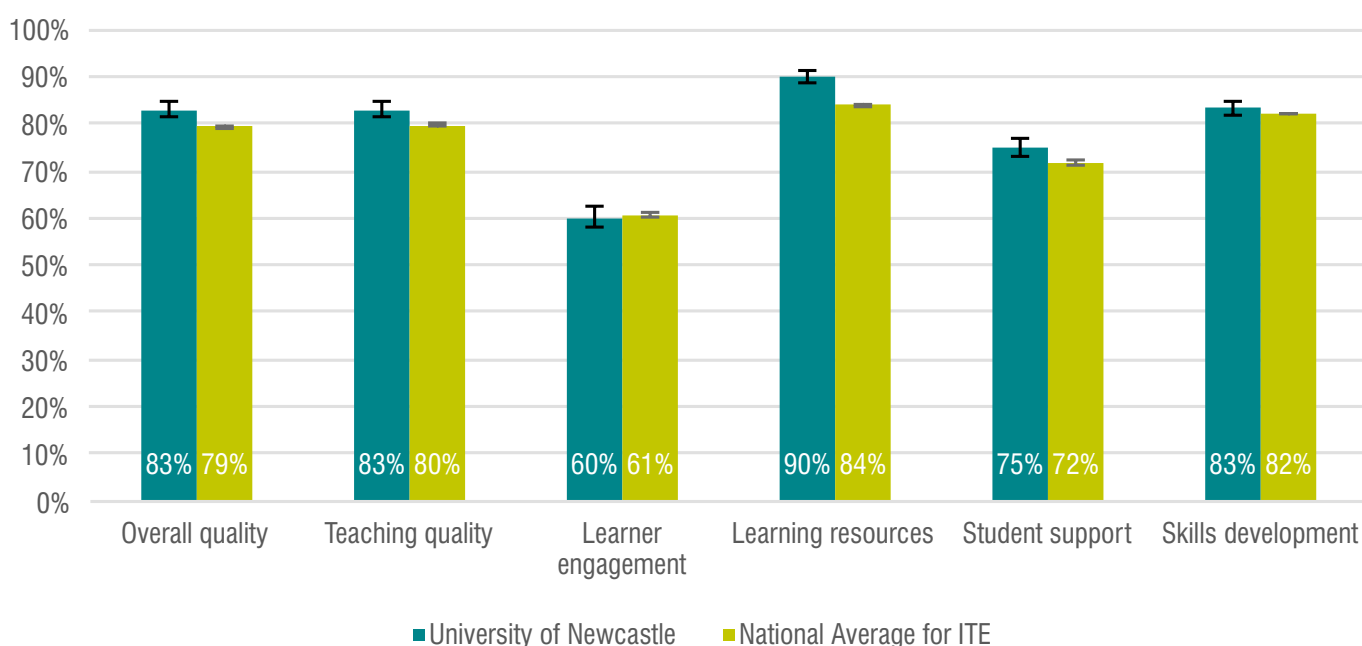
Initial teacher education

Student experience and graduate outcomes

The charts in this section represent individual ITE provider data from the: Student Experience Survey; Course Experience Questionnaire/Postgraduate Research Experience Questionnaire; and Graduate Destinations Survey/Graduate Outcomes Survey.

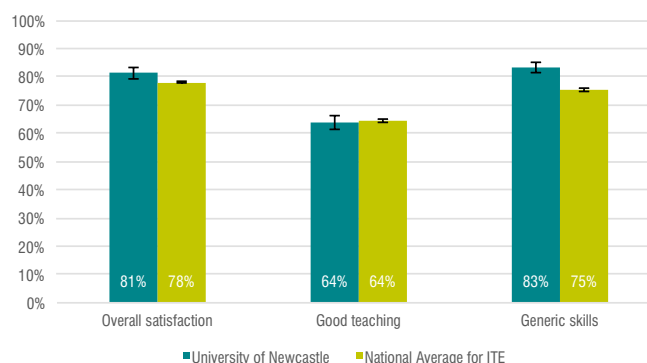
Student perceptions of ITE Course

Student Experience Survey 2015 – 2017*



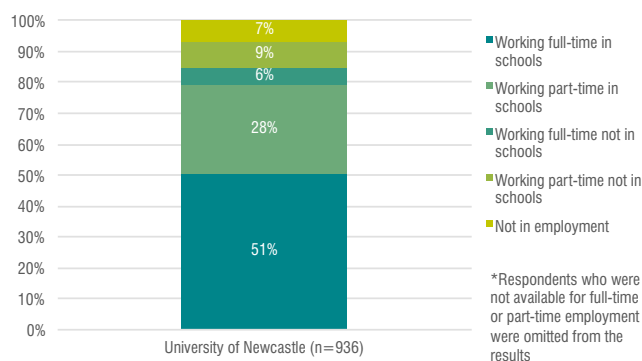
Graduate satisfaction with ITE course

Course Experience Questionnaire 2015 – 2017*



Graduate employment outcomes

Graduate Destination Survey / Graduate Outcomes Survey 2015 – 2017* ^



*Combined average for 2015, 2016 and 2017 survey data.